

Project

# Subsidiary Construction

Gimhongsok




LOVE

2004

Car paint on stainless steel

145 x 150 x 80 cm



LOVE  
2011  
Car paint on stainless steel  
200 x 200 x 90 cm

LOVE  
2010  
Stainless steel  
200 x 200 x 90 cm





LOVE

2011

Stainless steel

300 x 300 x 110 cm








A Star  
2011  
Stainless steel  
200 x 80 x 220(H) cm



A Star  
2011  
Stainless steel  
200 x 80 x 220(H) cm



A Star  
2011  
Stainless steel  
200 x 80 x 220(H) cm



WINGS

2012

Stainless steel, steel, concrete

342 x 232x 258 cm





WINGS (160 hours)  
2012  
Stainless steel  
225 x 48 x 160 cm







Canine Construction  
2010  
Bronze  
235 x 88 x 162(H) cm



Canine Construction  
2010  
Bronze  
235 x 88 x 162(H) cm



Canine Construction  
2010  
Bronze  
235 x 88 x 162(H) cm



Rabbit Construction  
2010  
bronze  
63 x 50 x 135(H) cm



Rabbit Construction  
2010  
bronze  
63 x 50 x 135(H) cm



Bearlike Construction  
2012  
Cast resin  
164 x 162 x 145(H) cm



Bearlike Construction  
2012  
bronze  
164 x 162 x 145(H) cm



Bearlike Construction  
2012  
bronze  
164 x 162 x 145(H) cm





Bearlike Construction  
2012  
bronze  
164 x 162 x 145(H) cm



Bearlike Construction 629  
2013  
bronze  
105 x 65 x (H)135 cm



Bearlike Construction 629  
2013  
bronze  
105 x 65 x (H)135 cm



Bearlike Construction 629  
2013  
bronze  
105 x 65 x (H)135 cm



A Study on Slanted and  
Hyperbolic Constitution-ACT  
2010  
cast resin  
307 x 90 x 105 cm



A Study on Slanted and  
Hyperbolic Constitution-LOVE  
2012

cast resin


155 x 90 x 340(H) cm



A Study on Slanted and  
Hyperbolic Constitution-LOVE  
2012

cast resin

155 x 90 x 340(H) cm



A Study on Slanted and Hyperbolic  
Constitution - centipede

2012

cast resin

60 x 60 x 315(H) cm

plinth: 100cm in diameter

A Study on Slanted and Hyperbolic  
Constitution-Podium

2011

paint on bronze

131 x 145 x 175 cm





A Study on Slanted and Hyperbolic Constitution  
– the artwork of Ms. J.Y. Shin

2013

cast resin

110 x 117 x (H)180 cm / size of pallet: 100 x  
100 (H)12 cm, pedestal: 110 x 110 x (H)16 cm



A Study on Slanted and Hyperbolic Constitution  
– the artwork of Ms. J.Y. Shin

2013

cast resin

110 x 117 x (H)180 cm / size of pallet: 100 x  
100 (H)12 cm, pedestal: 110 x 110 x (H)16 cm



People Construction-Solidarity  
2012  
bronze, stainless steel  
150 x 152 x 292 cm



People Construction-Solidarity  
2012  
bronze, stainless steel  
150 x 152 x 292 cm



People Construction-Consensus


2012

stainless steel

150 x 152 x 292 cm


A: 63 x 44.5 x 46.5 cm, B: 72.5 x 49 x 46.5 cm,

C: 58 x 47.5 x 46.5 cm, D: 69.5 x 48.5 x 46.5 cm





People Construction-Consensus  
2012  
stainless steel  
69.5 x 48.5 x 46.5 cm



15 breaths

2014

bronze

32 x 32 x (H)285 cm /

base: 50 x 50 x (H)6 cm



MATERIAL  
2012  
bronze  
33 x 33 x 152(H) cm



MATERIAL  
2012  
Cast resin  
33 x 33 x 152(H) cm



8 breaths  
2013  
bronze  
33 x 33 x 152(H) cm







People Construction-Joy  
2012  
bronze  
80 x 85 x 272 cm



People Construction-Joy  
2012  
bronze  
80 x 85 x 272 cm



Lounge(Vientiane version)

2013

bronze, fabric cushions

58 x 79 x (H)83.5 cm, 58 x 79.5 x  
(H)83 cm, 64.5 x 114 x (H)40 cm



Mr. Kim  
2012  
cast resin, trousers, sneakers  
97 x 106 x 47(H) cm

Mr. Kim  
2012  
cast resin, trousers, sneakers  
125 x 46 x 177(H) cm

Mr. Kim  
2012  
cast resin, trousers, sneakers  
137 x 128 x 80(H) cm

